





COLLABORATE MINI

Bringing teams together in an active way.

The Collaborate Mini sit-stand table is a compact 4 motor solution to inspire healthy and effective collaboration between up to 4 team members. Fast and quiet height adjustment plus a clean, understated design equals a striking small meeting asset for today's hybrid working environment.

Forming powerful collaboration.



COLLABORATE MINI

PRODUCT DETAILS

[VIEW ONLINE](#) 

[Web page](#)

[Images](#)

[Case Studies](#)

FRAME

Guarantee

5yrs

Frame Width

1090mm

Height Range (Inc. 25mm Top)

680 - 1200mm (± 5mm)

Stroke

520mm

Frame Depth

1090mm

Leg Profile

50mm

Max Even Load Capacity

120kg

Frame Weight

43kg

Operational Life

10,000 cycles at full rated load

Voltage

230V AC Input, 24V DC operation

Speed

30mm per second

Standby Power

<0.3 W

Max Operational Power

600W

Programmable Min/Max Height

N/A

Duty Cycle

10% - 2mins on, 18mins off

Noise Level

<42 dB

Anti-Collision

Yes

Compliance

UKCA and CE Conformity

Machine Directive 2006/42/EC

EMC Directive 2014/30EU

Low Voltage Directive 2014/35/EC

REACH, WEEE and RoHS 3 2015/863

EN 527-1:2011 Type A, EN 527-2:2016

ISO 21016

DESKTOP

Guarantee

5yrs

Material

25mm MFC

Edging

2mm ABS

Compliance

FSC® Certified

Sizes (Made To Order)

Bespoke

Width - 1100mm

Depth - 1100mm

PACKAGING

Frame

Size - 780 x 310 x 310mm x 2

Weight - 46kg (total)

Quantity - 2 (total)

INSTALLATION

Build Time (per unit)

30 - 45 mins

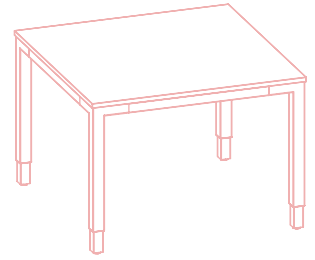
Suitable for self-assembly

Yes

SAMPLES

Order free desktop décor samples at

www.lavorodesign.com/samples 



The Collaborate Mini sit-stand table disguises 4 heavy-duty, concealed motors in a compact, understated design. This prestigious designer meeting table caters for types of collaboration such as small meetings, brainstorming and joint projects, adapting to modern meeting styles.

Available in 2 frame colours with a premium textured coating, and thousands of bespoke table top options from all major decor producers for a truly unique and memorable meeting experience.

FEATURES



Height Range: 680 - 1200mm



5 Year Guarantee



Speed: 30mm Per Second



Next Day Delivery




Load Capacity: 120kg




Quadruple Motor Desk

FRAME OPTIONS



Black
RAL 9005



White
RAL 9016

SUSTAINABILITY



COLLABORATE MINI

FRAME OPTIONS

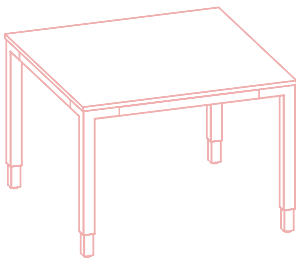
Black
RAL 9005



White
RAL 9016




FRAME – STOCK



Frame Width - 1090mm
Frame Width - 1090mm

TOPS – BESPOKE



Top Width - 1100mm
Top Depth - 1100mm

COLLABORATE MINI

Black Frame BCOLMIN



COLLABORATE MINI

White Frame WCOLMIN

